



# Financial instruments under ESF – Situation at present

**Andrea Da Pozzo**, European Commission



 #ficompass



## Data submission

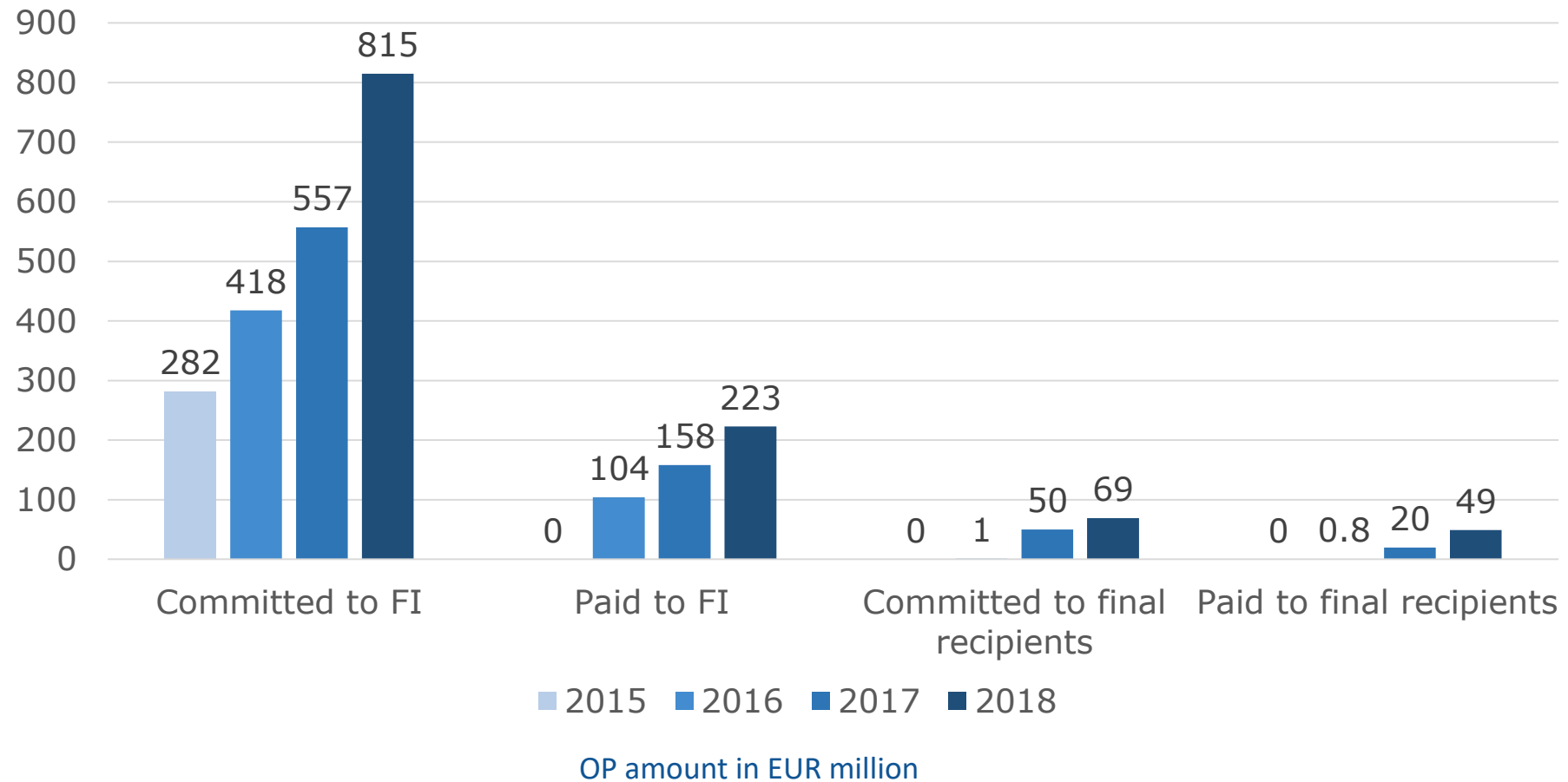
- Based on data reported by MS

At 31.12.2018	At 31.12.2017	At 31.12.2016
8 Member States	7 Member States	7 Member States
28 OPs	23 OPs	22 OPs
51 FIs*	33 FIs*	23 FIs*

- 82% of the OPs with planned allocations to FIs
- PT reported for the first time in 2014-2020

\* Already operational or in the set up phase

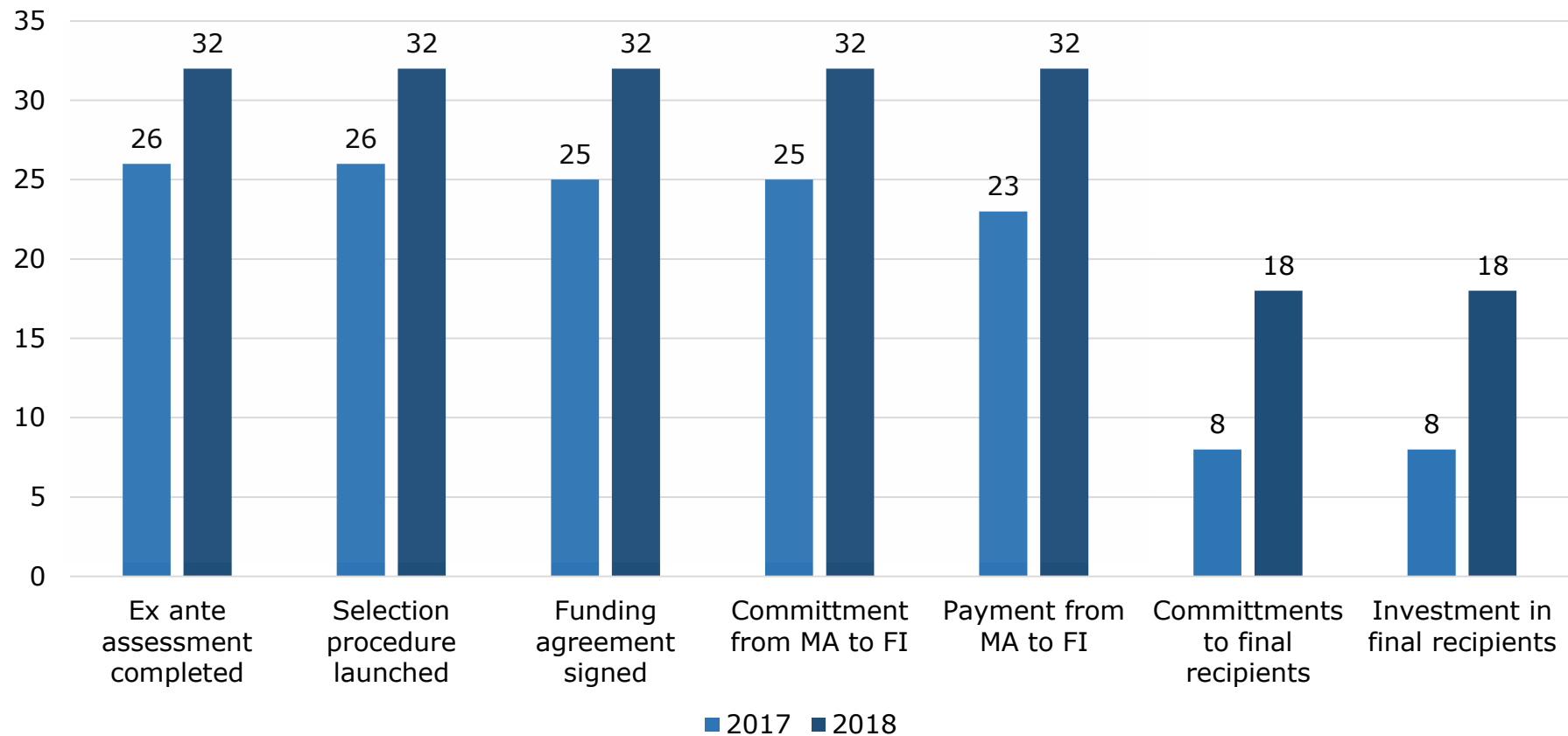
## Overall progress



## Type of ESF FIs

- 51 FIs in the process of set-up or already operational:
  - 18 funds of funds
  - 19 specific funds under funds of funds
  - 14 specific funds without funds of funds
  
- All MS except DE use funds of funds
  
- IT, PL and PT also use specific funds without funds of funds

## Progress with set-up and implementation



## Commitments and payments to FIs

- EUR 815 million OP committed to FIs or ~63% of planned:
  - ❑ MAX: IT commitments EUR ~290 million
  - ❑ MIN: HU commitments EUR ~4 million
- 2 Member States committed ESF and YEI (BG, IT)
- Commitment increase compared to 2017 ~46% (+EUR 258 million)
- EUR 223 million OP resources paid to FIs or 27% of OP committed resources

## ESF commitments by TO

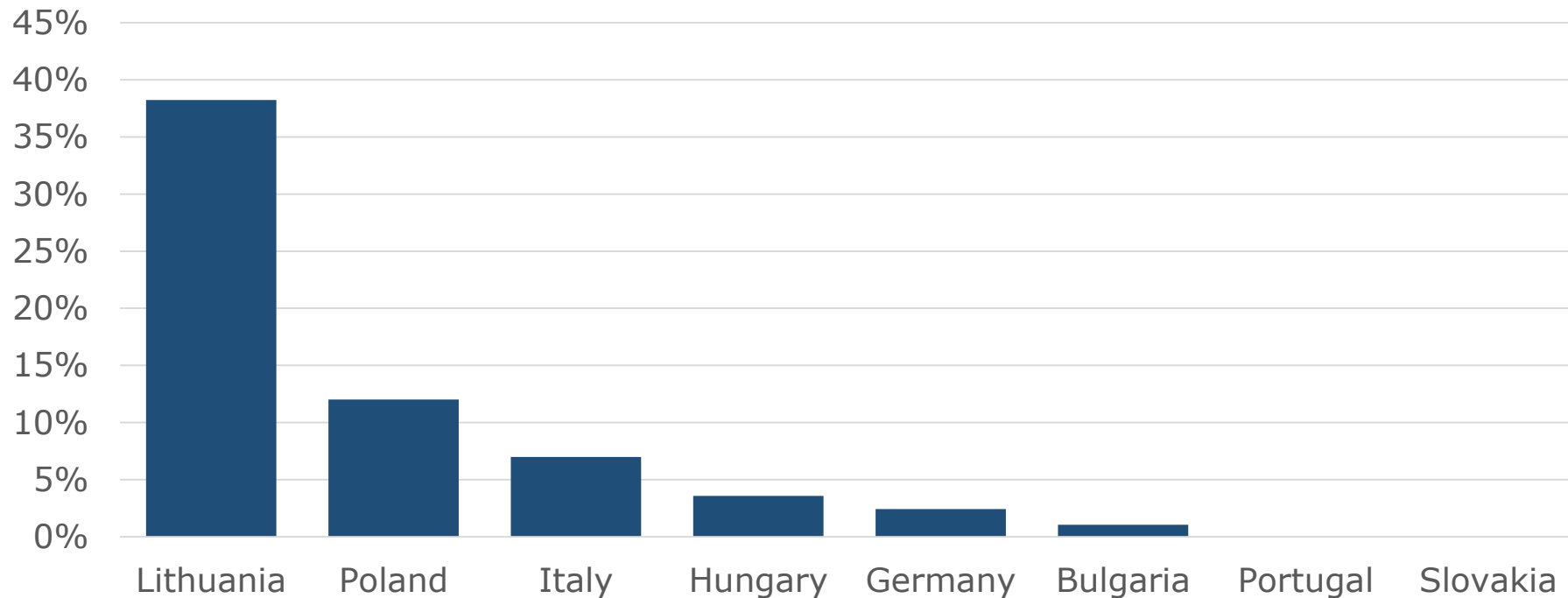
TO	Number of FIs	ESIF committed to FIs	As % of total
08	23	421	74%
09	7	64	11%
10	2	88	15%
<b>Total</b>	32*	573	100%

- Commitments under TO 9 in BG, HU, IT and PL
- Commitments under TO 10 in IT and PT

\* 19 funds under FoF are not double counted

## Commitments and payments to final recipients

- EUR 69 million committed and EUR 49 million disbursed in final recipients





## Type of products

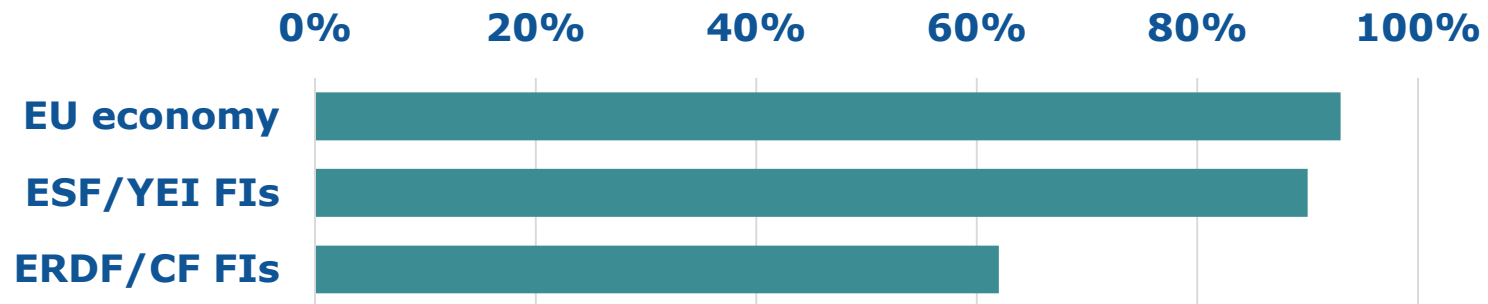
- **FIs mainly provide loans and micro-loans**
- **Two equity FIs in DE and PL**
- **A guarantee FI in PT, and an FI providing counter-guarantees in PL**
- **IT and PL reported other support combined with FIs\*, in the form of technical support or interest rate subsidies**

\*in the sense of Article 37(7) CPR

## Final recipients and leverage

Product	SMEs	<i>of which micro</i>	Individuals	Total
Loans	1 535	1 389	773	2 308
Total	1 535	1 389	773	2 308
	67%	60%	33%	

### Microenterprises as share of SMEs



➤ Typically modest leverage in line with expectations



financial instruments revolving capacity building  
added value **ERDF** funding agreement **ESF** EU guidance  
technical support seminars leverage financial intermediaries microfinance  
co-financing case studies  
investments **ESIF** fi-compass final recipients  
business plan **Thank you** thematic objectives  
advisory services guarantees loans **CF** equity  
**EAFRD** private investors banks life cycle combination of support  
conferences **EMFF** factsheets investment strategy  
fund of funds managing authorities manuals