



# Opening address

**Simon Barnes**, Head of Advisory Services,  
European Investment Bank



 #ficompass



# fi-compass activity: 2018



9 fi-compass Events

more than 1,500 Participants

12 Publications

5 factsheets and brochures  
7 Case Studies

4 Videos

Online

45,000 website visits,  
135,000 pages viewed



#ficompass



# fi-compass mid-term survey (January 2018)



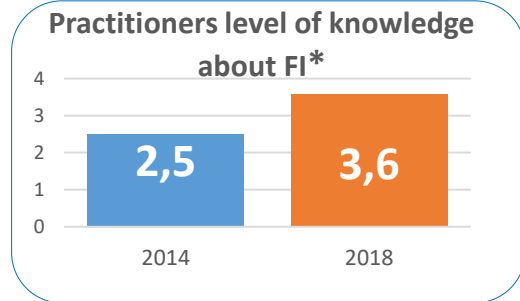
fi-compass is definitively increasing FIs knowledge of all ESI Funds stakeholders

Stakeholders want more peer-to-peer interaction


The content of materials is good, but need for more detail

Future priorities should include “Combination of support” and “State aid”

fi-compass should continue to develop



\*Respondents were asked to self assess their level of knowledge on a scale of 1 – 5 in 2014 and 2018



#ficompass



# fi-compass Country Pages



HOME ABOUT COUNTRY DATA LIBRARY EVENTS NEWS ESI FUNDS LOG OUT



If you would like to suggest an article to feature on this page or have any updated information please contact us.

## Netherlands

### Netherlands facts and figures (data from before 01.01.2017)

	ERDF	ESF	EAFRD	EMFF	CF
Total active ESIF financial instruments (2014-2020)	2	n/a	n/a	n/a	n/a
Total ESIF contributions to financial instruments (€ million)	73.14	n/a	n/a	n/a	n/a

### Features



**Dutch financial instrument promotes high-tech business innovation**  
A new fi-compass case study shows how a financial instrument from the Eastern Netherlands has used European Regional Development Fund (ERDF) assistance to support innovation investments by...



**New ex-ante assessments featured on fi-compass website**  
Member States and regions continue to advance with the set-up and implementation of financial instruments co-funded by the European Structural and Investment (ESI) Funds. Ex-ante...

### Netherlands financial instruments

Funds

- Any - SEARCH

IQe: Fondsuitbreiding InnovationQuarter funds

UNIIQ: Proof of concept fonds voor Zuid-Holland

### Relevant resources

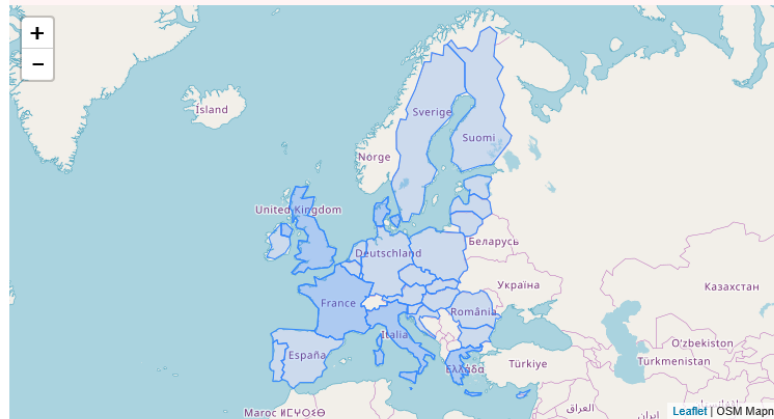
Publications

Case study (Innovation Fund, East Netherlands)

DOWNLOAD


## Financial instruments in your country

In this section, you can find information about the state of play of the European Structural and Investment Fund financial instruments and relevant resources related to each country. Use the map below to select your country's page.



### EU facts and figures (data from before 01.01.2017)

	ERDF	ESF	EAFRD	EMFF	CF
Total active ESIF financial instruments (2014-2020)	313	30	3	n/a	9
Total ESIF contributions to financial instruments (€ million)	20 376.74	670.47	72.37	n/a	379



See the European Commission's website for data about the ESIF financial instruments in your country. The European Commission's dataset provides cumulative financial information on the different financial instruments supported by each specific ESI Fund programme during the 2014-2020 programming period.

- Financial instrument data from the European Commission per country
- Interactive map
- EU facts and figures
- EU financial instruments



#ficompass



# European Investment Advisory Hub



A **joint initiative** by the European Commission and the European Investment Bank

A tool to strengthen Europe's investment and business environment

A **single access point** to a 360 degree offer of advisory and technical assistance services

A **cooperation platform** to leverage, exchange and disseminate expertise

An instrument to assess and address unmet needs for advisory support (i.e. a “gap” funder for other programmes like fi-compass)

European Investment *Advisory Hub*  
Europe's gateway to investment support



 #ficompass



# FI Campus 2018



What next for ESIF financial instruments?

Creating new opportunities under the Omnibus Regulation



 #ficompass



