



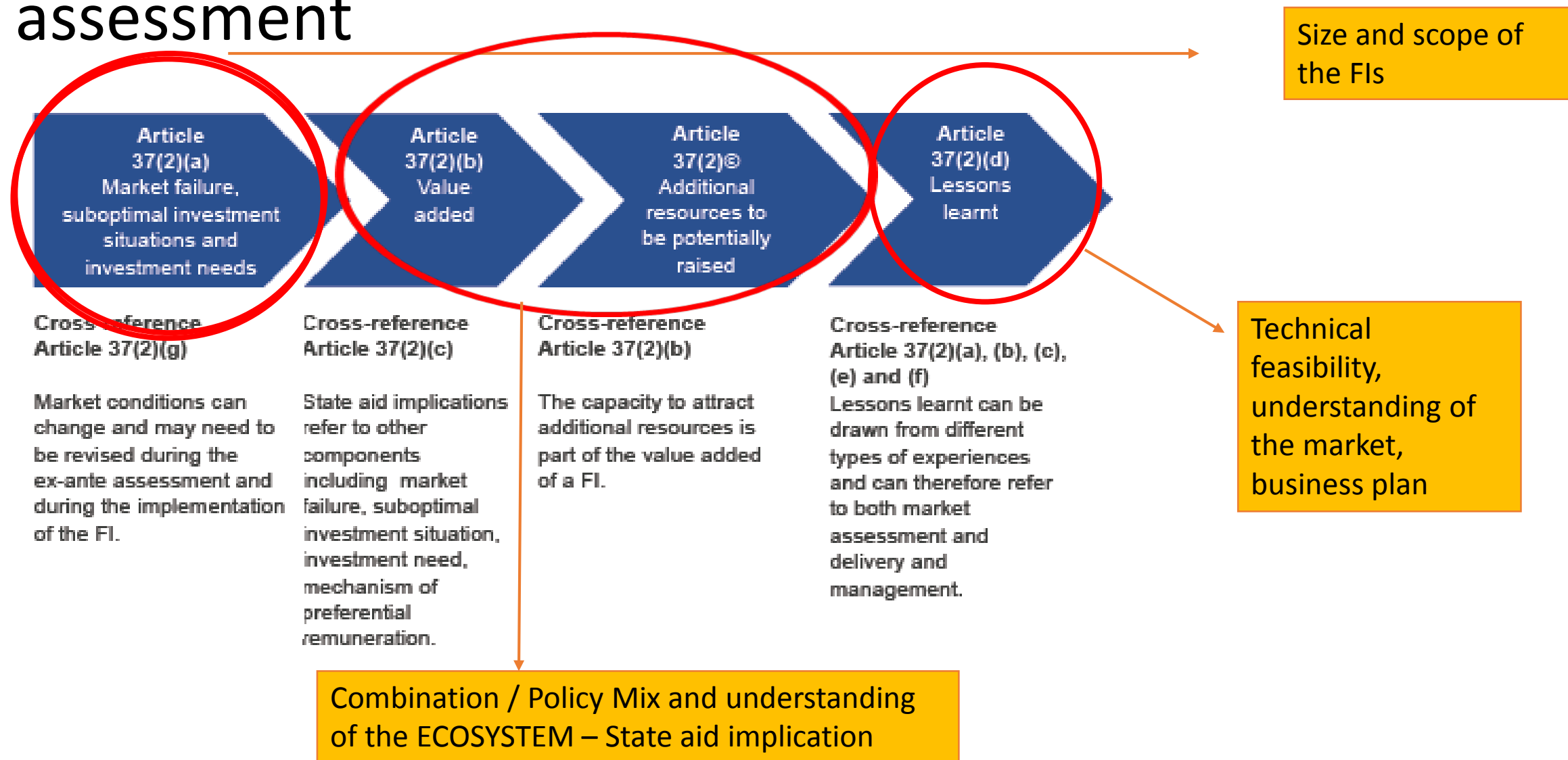
ESF Workshop



Ex-ante assessment:
an investment in the future of the FI

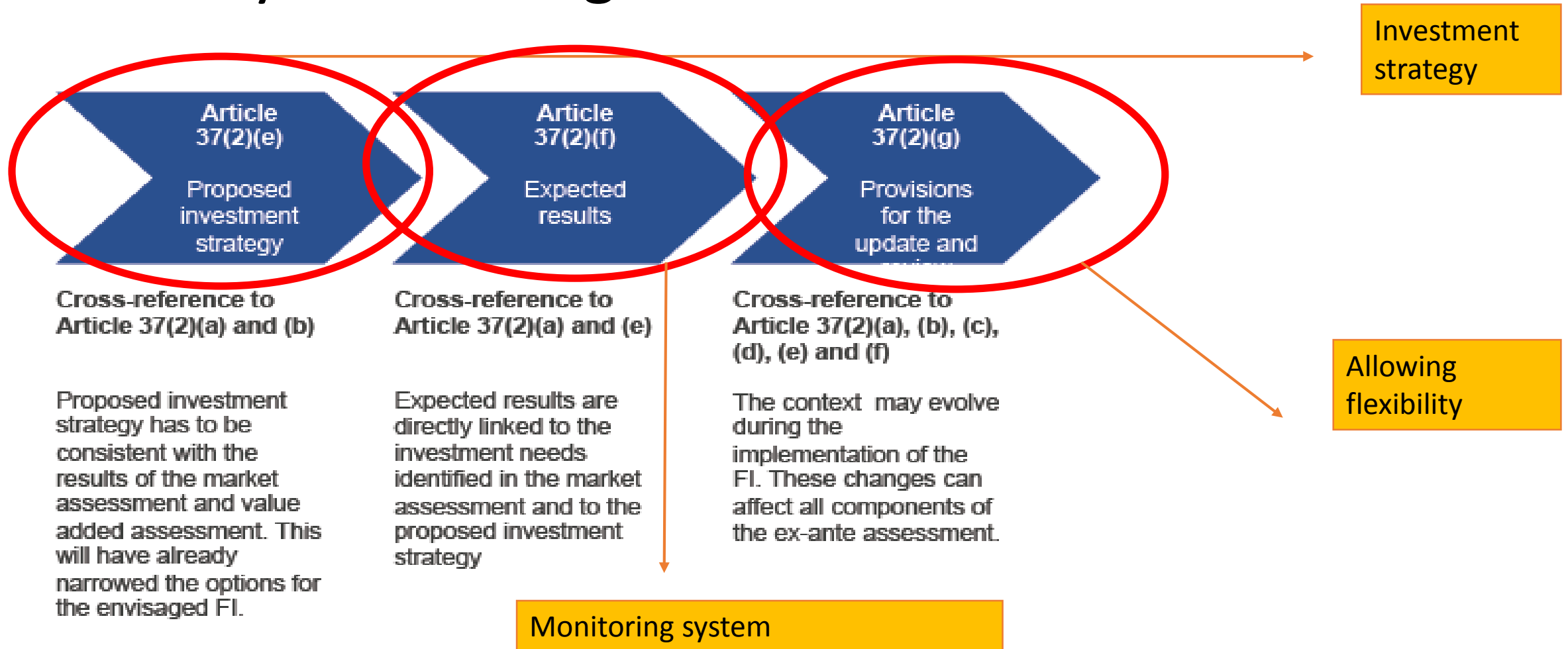


Ex-ante assessment: Block 1, market assessment



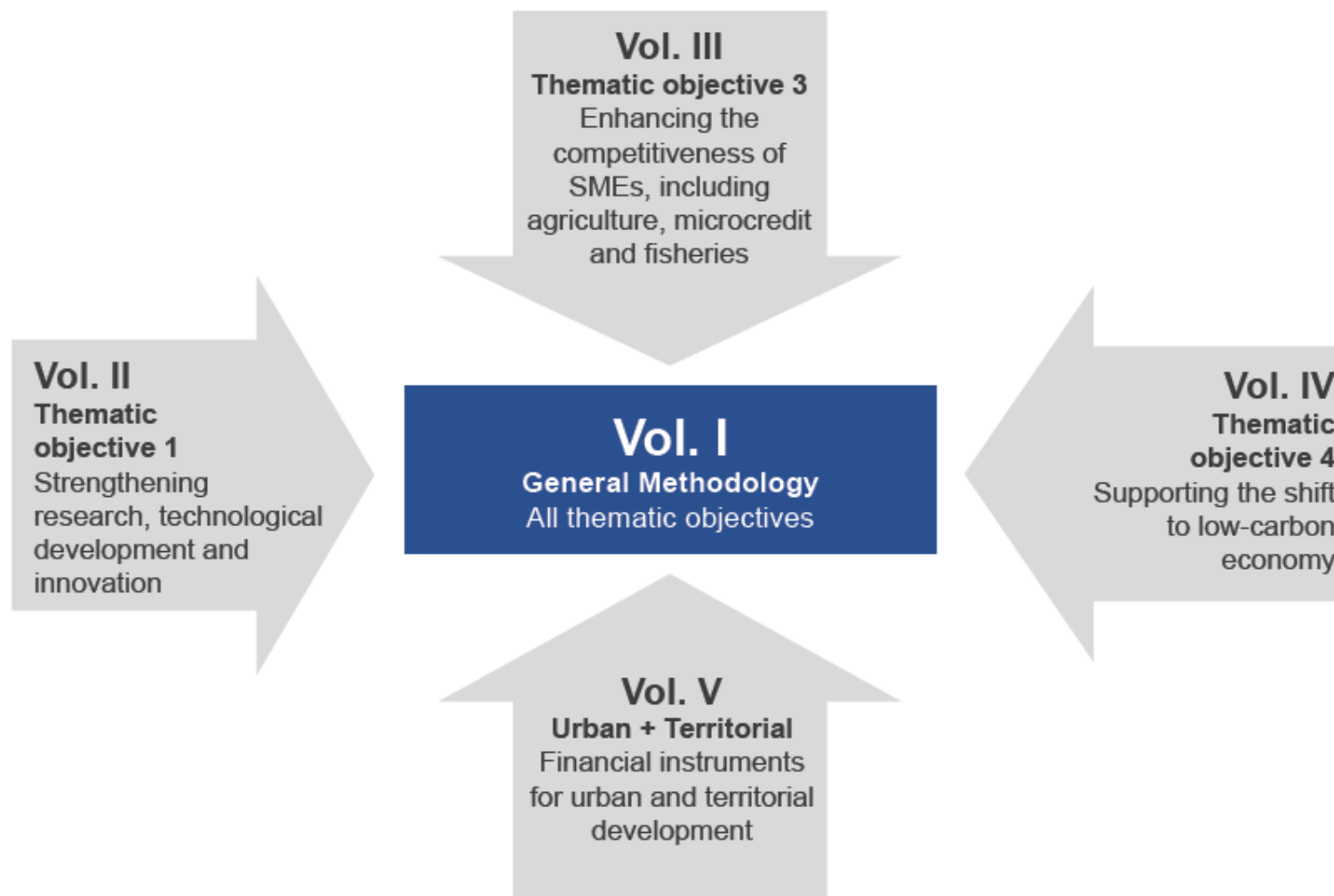


Ex-ante assessment: Block 2, delivery and management





The Methodology tool box



Already available at:

http://ec.europa.eu/regional_policy/index.cfm/en/funding/financial-instruments/



«Additional» tools



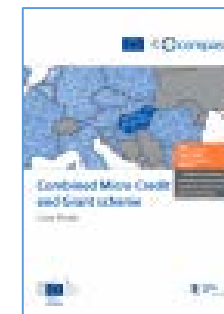
**Quick
Guide**

**Ex-ante
Methodology**

Coming Soon



Video



Case study

Already Available at:

<http://www.fi-compass.eu/resources/product/64>



Workshop Objectives

- Have an understanding of the an ex-ante assessment
- The main components (Block 1 and Block 2)
- Potential sources of information
- Choices the MA can take, supported by the ex-ante assessment



Workout structure

Start: Rules of the game

- 1) Block 1: understand the market failure, coherence with the OP, financial market gaps, added value:
find information, fill in the template

30 minutes

→ Share results among the groups.

- 2) Block 2: chose the option, the financial products, review any synergy with the OP:
find information, fill in the template

30 minutes

→ Share results among the groups.



Please work as a group, many different tasks have to be performed so division of

labour is essential





The ex-ante assessment template

Block 1

1. understand the market failure
2. coherence with the OP
3. financial market gaps
4. added value of a FI

Block 2

1. choose the right implementation option
2. financial product
3. potential target and indicators
4. possible synergy with the OP (grants)



At your disposal

Economic Financial analysis

Market failure, financial market gap, added value

The OP

Coherence with the OP, and synergy with grants

Key characteristics of FI

Application of FIs in the ESF context

The evaluation

Added value in relation to 2007-2013 grants